

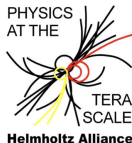
# Systematic Errors (I)

## Finding Systematic Errors

Roger Barlow  
Huddersfield University

Terascale Statistics School 2023  
DESY, Hamburg

5<sup>th</sup> July 2023



# Systematic Errors

There is a lot of bad practice out there. Muddled thinking and following traditional procedures without understanding.

When statistical errors dominated, this didn't matter much. In the days of particle factories and big data samples, it does.

People are ignorant - ignorance leads to fear. They follow familiar rituals they hope will keep them safe.



- What is a Systematic Error?
- How to determine them
- Checking your analysis
- Conclusions and recommendations

# What is a Systematic Error?

*Systematic error: reproducible inaccuracy introduced by faulty equipment, calibration, or technique.*

*Bevington: Data Reduction and Error Analysis For The Physical Sciences (1969)*

*Systematic effects is a general category which includes effects such as background, scanning efficiency, energy resolution, variation of counter efficiency with beam position, and energy, dead time, etc. The uncertainty in the estimation of such a systematic effect is called a systematic error.*

*Orear: Notes on Statistics for Physicists (1958)*

# What is a Systematic Error?

*Systematic error: reproducible inaccuracy introduced by faulty equipment, calibration, or technique.*

*Bevington: Data Reduction and Error Analysis For The Physical Sciences (1969)*

*Systematic effects is a general category which includes effects such as background, scanning efficiency, energy resolution, variation of counter efficiency with beam position, and energy, dead time, etc. The uncertainty in the estimation of such a systematic effect is called a systematic error.*

*Orear: Notes on Statistics for Physicists (1958)*

**These are contradictory**

# What is a Systematic Error?

*Systematic error: reproducible inaccuracy introduced by faulty equipment, calibration, or technique.*

*Bevington: Data Reduction and Error Analysis For The Physical Sciences (1969)*

*Systematic effects is a general category which includes effects such as background, scanning efficiency, energy resolution, variation of counter efficiency with beam position, and energy, dead time, etc. The uncertainty in the estimation of such a systematic effect is called a systematic error.*

*Orear: Notes on Statistics for Physicists (1958)*

These are contradictory

Orear is **RIGHT**

# What is a Systematic Error?

*Systematic error: reproducible inaccuracy introduced by faulty equipment, calibration, or technique.*

*Bevington: Data Reduction and Error Analysis For The Physical Sciences (1969)*

*Systematic effects is a general category which includes effects such as background, scanning efficiency, energy resolution, variation of counter efficiency with beam position, and energy, dead time, etc. The uncertainty in the estimation of such a systematic effect is called a systematic error.*

*Orear: Notes on Statistics for Physicists (1958)*

These are contradictory

Orear is **RIGHT**

Bevington is **WRONG**

# What is a Systematic Error?

*Systematic error: reproducible inaccuracy introduced by faulty equipment, calibration, or technique.*

*Bevington: Data Reduction and Error Analysis For The Physical Sciences (1969)*

*Systematic effects is a general category which includes effects such as background, scanning efficiency, energy resolution, variation of counter efficiency with beam position, and energy, dead time, etc. The uncertainty in the estimation of such a systematic effect is called a systematic error.*

*Orear: Notes on Statistics for Physicists (1958)*

These are contradictory

Orear is **RIGHT**

Bevington is **WRONG**

So are a lot of other books and websites

# An error is not a mistake

We teach undergraduates the difference between *measurement errors*, which are part of doing science, and *mistakes*.

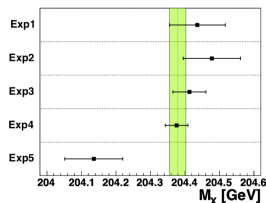
If you measure a potential of 12.3 V as 12.4 V, with a voltmeter accurate to 0.1V, that is fine. Even if you measure 12.5 V

If you measure it as 124 V, that is a mistake.

---

Bevington describes *Systematic mistakes*  
Orear describes *Systematic uncertainties* -  
which are 'errors' in the way we use the  
term.

Avoid 'systematic error' and always use  
'uncertainty' or 'mistake'? Probably  
impossible. But should **always** know which  
you mean



Maybe Expt 5 has a mistake -  
an unknown effect. But not a  
systematic error.



# Examples

Track momenta from  $p_i = 0.3B\rho_i$  have statistical errors from  $\rho$  and systematic errors from  $B$

Calorimeter energies from  $E_i = \alpha D_i + \beta$  have statistical errors from light signal  $D_i$  and systematic errors from calibration  $\alpha, \beta$

Branching ratios from  $Br = \frac{N_D - B}{\eta N_T}$  have statistical error from  $N_D$  and systematics from efficiency  $\eta$ , background  $B$ , total  $N_T$  Background maybe from theory/MC or maybe from sidebands.

An LHC experiment's results may depend on luminosity (shared with other results of this experiment) and on beam energy (also shared with results of other experiments)

# Bayesian or Frequentist?

Can be either

## Frequentist

Errors determined by an *ancillary experiment* (real or simulated)

E.g. magnetic field measurements, calorimeter calibration in a testbeam, efficiency from Monte Carlo simulation

Sometimes the ancillary experiment is also the main experiment - e.g. background from sidebands.

## Bayesian

Theorist thinks the calculation is good to 5% (or whatever).

Experimentalist affirms calibration will not have shifted during the run by more than 2% (or whatever)

Some analysis techniques use hybrid of frequentist and Bayesian.

# Characteristics: Correlation

Systematic uncertainties obey the same rules as statistical uncertainties but...

## Bad news

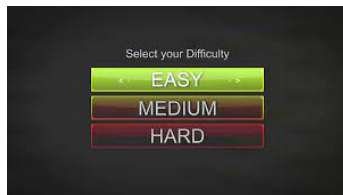
Taking more measurements and averaging does not reduce the error.

## Bad news

No way to estimate  $\sigma_{sys}$  from the data - hence no check from  $\chi^2$  test etc  
Not because systematic errors are unusually hostile - but because statistical errors are unusually friendly

# Handling Systematic Errors in your analysis

3 types



1) (Easy) Uncertainty in an explicit continuous parameter:

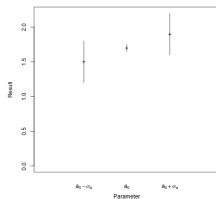
E.g. uncertainty in efficiency, background and luminosity in branching ratio or cross section

Standard combination of errors formula and algebra, just like undergraduate labs. Have to include correlations but this is all handled by matrices.

## Handling Systematic Errors (2) Medium

Uncertainty in an implicit continuous parameter such as: MC tuning numbers ( $\sigma_{p_T}$ , polarisation.....)

Sometimes called OPAT ('One Parameter at a Time') Not amenable to algebra



Method: vary parameter by  $\pm\sigma$  and look at what happens to your analysis result (directly, or through efficiency, background etc.)

Note 1: Hopefully effect is equal but opposite - if not then can introduce asymmetric error, but avoid if you can. Rewrite  $^{+0.5}_{-0.3}$  as  $\pm 0.4$

Note 2. Your analysis results will have errors due to e.g. MC statistics. Some people add these (in quadrature). This is **wrong**. Technically correct thing to do is subtract them in quadrature, but this is not advised.

## Handling Systematic Errors (3) Hard

Discrete uncertainties, typically in model choice

Situation depends on status of model. Sometimes one preferred, sometimes all equal (more or less)

With 1 preferred model and one other, quote  $R_1 \pm |R_1 - R_2|$

With 2 models of equal status, quote  $\frac{R_1+R_2}{2} \pm \left| \frac{R_1-R_2}{\sqrt{2}} \right|$

N models: take  $\bar{R} \pm \sqrt{\frac{N}{N-1}(\overline{R^2} - \bar{R}^2)}$  or similar mean value

2 extreme models: take  $\frac{R_1+R_2}{2} \pm \frac{|R_1-R_2|}{\sqrt{12}}$

**These are just ballpark estimates.** Do not push them too hard. If the difference is not small, you have a problem - which can be an opportunity to study model differences.

## Checking the analysis



*“As we know, there are known knowns. There are things we know that we know. There are known unknowns. That is to say, there are things that we know we don’t know. But there are also unknown unknowns. There are things we don’t know we don’t know.”*

Donald H Rumsfeld

# Checking the analysis: Errors are not mistakes - but mistakes still happen.

Statistical tools can help find them - though not always give the solution. Check by repeating analysis with changes which *should* make no difference:

- Data subsets
- Magnet up/down
- Different selection cuts
- Changing histogram bin size and fit ranges
- Changing parametrisation (including order of polynomial)
- Changing fit technique
- Looking for impossibilities
- ...

Example: the BaBar CP violation measurement “.. consistency checks, including separation of the decay by decay mode, tagging category and  $B_{tag}$  flavour... We also fit the samples of non-CP decay modes for  $\sin 2\beta$  with no statistically significant difference found.”



## If it passes the test

Tick the box and move on

Do **not** add the discrepancy to the systematic error



- It's illogical
- It penalises diligence
- Errors get inflated

The more tests the better. You cannot prove the analysis is correct. But the more tests it survives the more likely your colleagues<sup>1</sup> will be to believe the result.

---

<sup>1</sup>and eventually even you

# If it fails the test



Worry!

- Check the test. Very often this turns out to be faulty.
- Check the analysis. Find mistake, enjoy improvement.
- Worry. Consider whether the effect might be real. (E.g. June's results are different from July's. Temperature effect? If so can (i) compensate and (ii) introduce implicit systematic uncertainty)
- Worry harder. Ask colleagues, look at other experiments

Only as a last resort, add the term to the systematic error. Remember that this could be a hint of something much bigger and nastier

# Clearing up a possible confusion

What's the difference between?

Evaluating implicit systematic errors: vary lots of parameters, see what happens to the result, and include in systematic error

Checks: vary lots of parameters, see what happens to the result, and don't include in systematic error

(1) Are you expecting to see an effect? If so, it's an evaluation, if not, it's a check

(2) Do you clearly know how much to vary them by? If so, it's an evaluation. If not, it's a check.

Cover cases such as trigger energy cut where the energy calibration is uncertain - may be simpler to simulate the effect by varying the cut.

## So finally:

- 1 Thou shalt never say 'systematic error' when thou meanest 'systematic effect' or 'systematic mistake'.
- 2 Thou shalt know at all times whether what thou performest is a check for a mistake or an evaluation of an uncertainty.
- 3 Thou shalt not incorporate successful check results into thy total systematic error and make thereby a shield to hide thy dodgy result.
- 4 Thou shalt not incorporate failed check results unless thou art truly at thy wits' end.
- 5 Thou shalt not add uncertainties on uncertainties in quadrature. If they are larger than chickenfeed thou shalt generate more Monte Carlo until they shrink to become so.
- 6 Thou shalt say what thou doest, and thou shalt be able to justify it out of thine own mouth; not the mouth of thy supervisor, nor thy colleague who did the analysis last time, nor thy local statistics guru, nor thy mate down the pub.

Do these, and thou shalt flourish, and thine analysis likewise.